



Creating Value from Potatoes

**Market update
harvest 2014**

Week 16



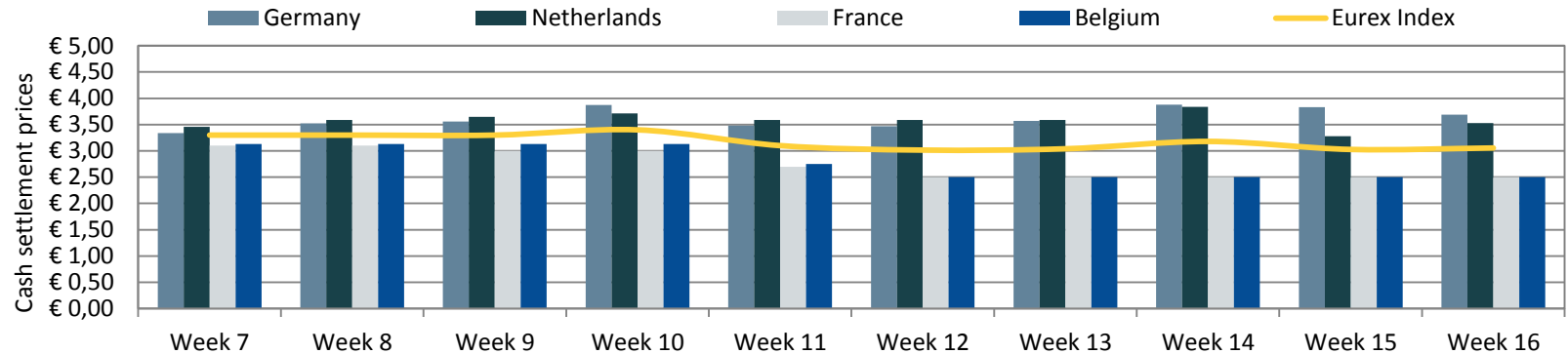
Update Eurex European Processing Potato Index

Week 16

Last 10 weeks settlement prices

European Processing Potatoes
Index input prices
16-4-2015

Germany € 3,69
Netherlands € 3,53
France € 2,50
Belgium € 2,50
Eurex Index € 3,06



Update Eurex European Processing Potato Futures

Week 16

April 2015 Delivery

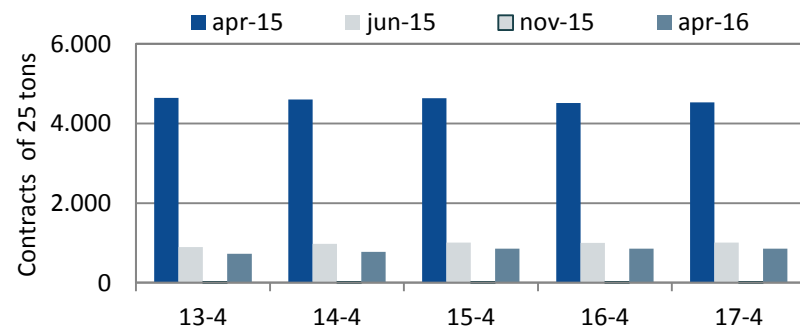
June 2015 Delivery

November 2015 Delivery

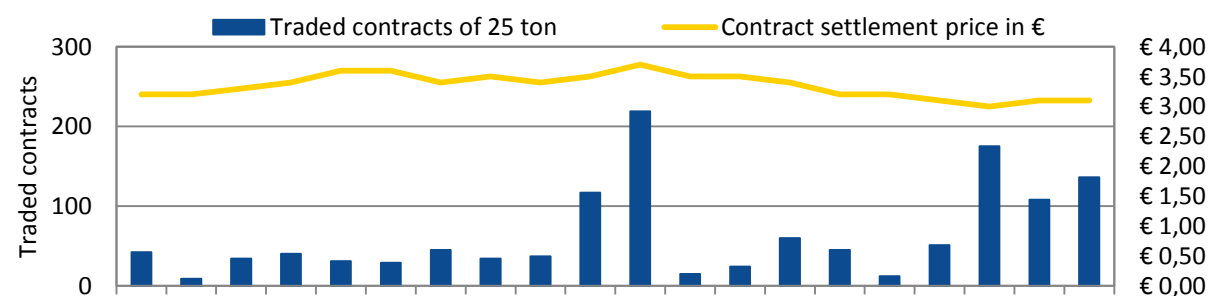
April 2016 Delivery

Last 5 trading days		Price	Volume	Price	Volume	Price	Volume	Price	Volume
Monday	13-4-2015	€ 3,20	12	€ 4,40	23	€ 10,20	0	€ 14,80	24
Tuesday	14-4-2015	€ 3,10	51	€ 4,10	98	€ 10,20	0	€ 14,50	7
Wednesday	15-4-2015	€ 3,00	175	€ 4,00	178	€ 10,20	0	€ 14,50	18
Thursday	16-4-2015	€ 3,10	108	€ 4,10	35	€ 10,60	0	€ 14,50	2
Friday	17-4-2015	€ 3,10	136	€ 4,30	25	€ 10,60	0	€ 14,60	5

Open positions over the last week

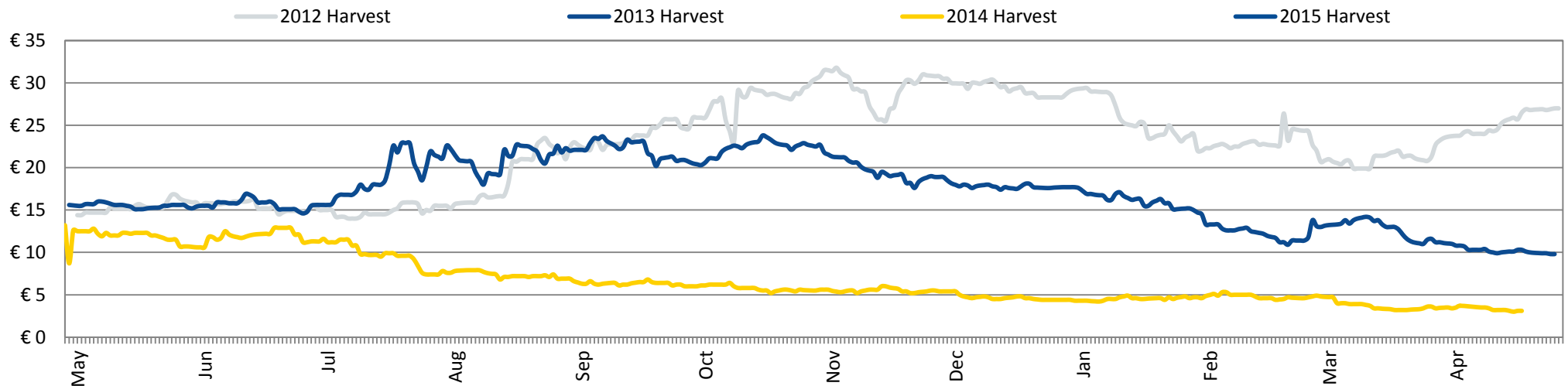


April 2015 Delivery last 20 days trade days prices and trade volumes





Historical price developments Eurex European Processing Potato Futures per harvest year in € per ton



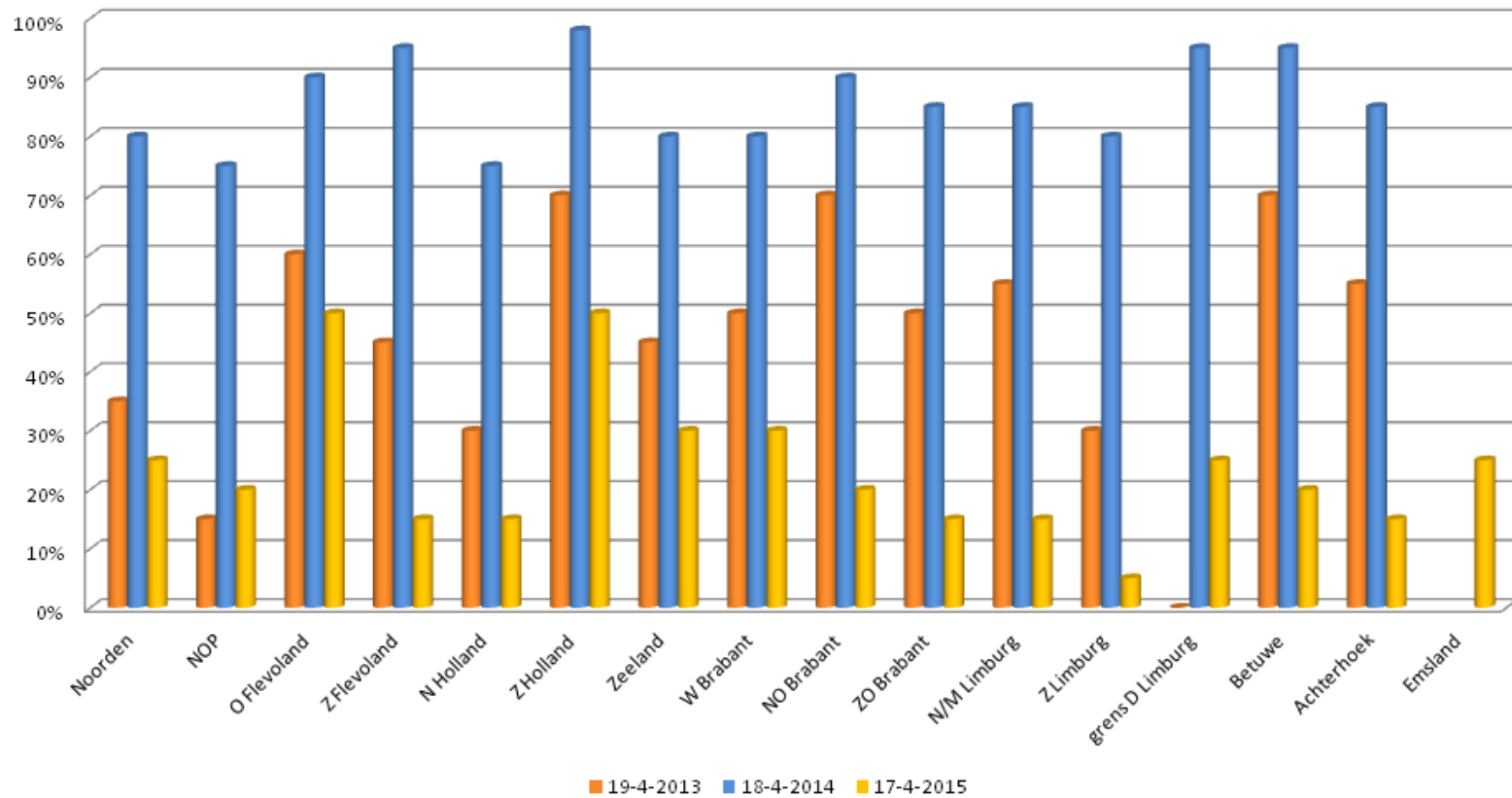
Eurex data collected in cooperation with Nederlandse Aardappel Organisatie (www.nao.nl) and Darion Capital Management (www.darioncm.com)

Weekly quotations fry quality potatoes 40mm> export quality

Type of potato and country		Week 13		Week 14		Week 15		Week 16	
		Low	High	Low	High	Low	High	Low	High
Rotterdam	NL	25	35	25	35	25	35	25	35
Goes	NL	30	50	30	50	30	60	30	55
Emmeloord	NL	27,5	35	27,5	37,5	25	35	25	35
FIWAP / PCA Bintje	BE	20	20	20	20	20	20	20	20
		Weekly quotation		Weekly quotation		Weekly quotation		Weekly quotation	
Belgapom Bintje >35mm	BE	20		20		20		20	
RNM Bintje > 35mm	FR	20		20		20		20	
REKA Innovator > 40mm	DE	25		25		25		30	
REKA Fontane > 40mm	DE	25		25		25		25	

Planting progress - Netherlands (per region)

Years 2013, 2014 and 2015



Planting progress - France, Belgium, Germany, GB

Years 2014 and 2015

