



Creating value from Potatoes

Market update harvest 2014

Week 41

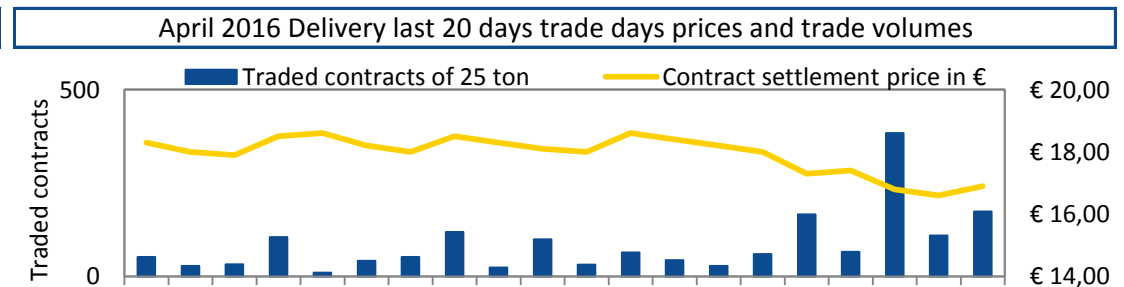
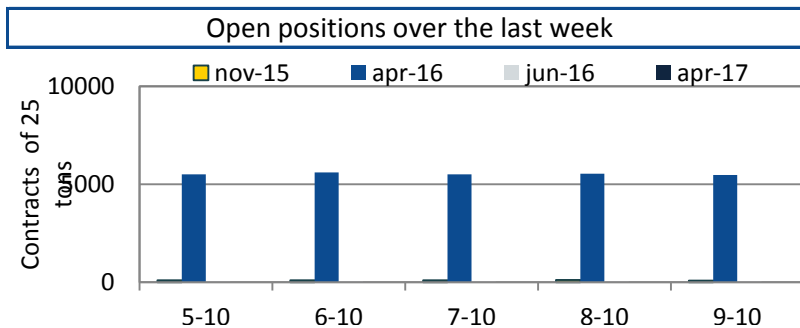


Update European Processing Potato Index

Type of potato and country		Week 38		Week 39		Week 40		Week 41	
		Low	High	Low	High	Low	High	Low	High
Rotterdam	NL	-	-	-	-	-	-	-	-
Goes	NL	135	145	120	130	115	160	110	160
Emmeloord	NL	130	145	125	140	120	135	120	135
FIWAP / PCA Bintje	BE	110	125	110	125	100	110	100	110
		Weekly quotation		Weekly quotation		Weekly quotation		Weekly quotation	
Belgapom Bintje >35mm	BE	125		110		110		110	
RNM Bintje > 35mm	FR	125		120		110		105	
REKA Innovator > 40mm	DE	130		120		120		115	
REKA Fontane > 40mm	DE	135		125		120		115	

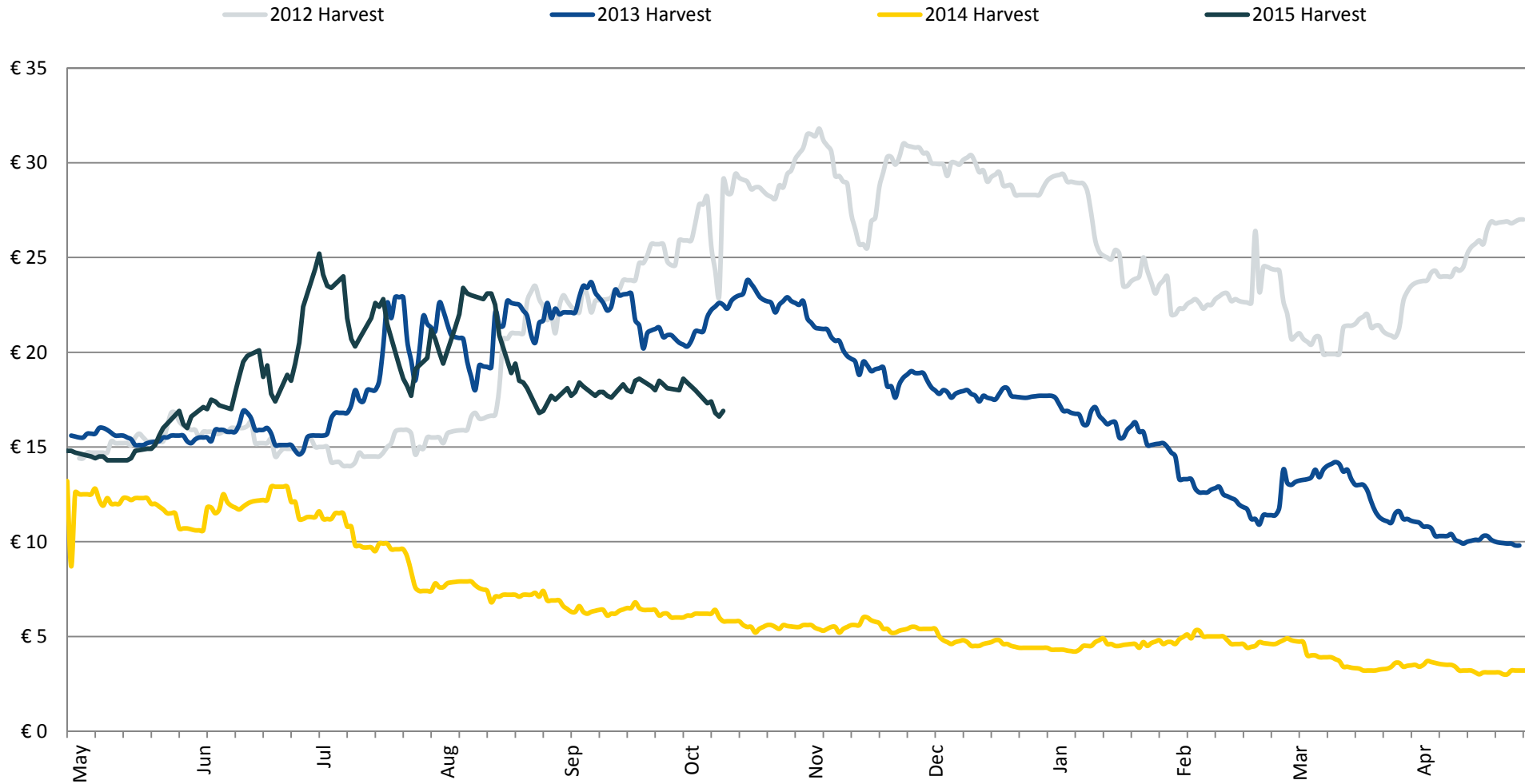
Update European Processing Potato Futures - European Energy Exchange

Week 41		April 2016 Delivery		November 2015 Delivery		June 2016 Delivery		April 2017 Delivery	
Last 5 trading days		Price	Volume	Price	Volume	Price	Volume	Price	Volume
Monday	5-10-2015	€ 17,30	166	€ 13,50	0	€ 18,80	2	€ 14,70	0
Tuesday	6-10-2015	€ 17,40	66	€ 13,50	7	€ 18,80	0	€ 14,70	0
Wednesday	7-10-2015	€ 16,80	384	€ 12,90	21	€ 18,10	5	€ 14,70	0
Thursday	8-10-2015	€ 16,60	110	€ 12,90	0	€ 18,10	0	€ 14,70	0
Friday	9-10-2015	€ 16,90	174	€ 12,50	0	€ 18,10	0	€ 14,70	0





Historical price developments European Processing Potato Futures per harvest year in € per ton



Eurex data collected in cooperation with Nederlandse Aardappel Organisatie (www.nao.nl) and Darion Capital Management (www.darioncm.com)

Market update prepared by Darion Agri Brokerage

+ 31 (0) 20 52 18 585

contact@darioncm.com

www.darioncm.com