



Creating value from Potatoes

Market update harvest 2014

Week 40

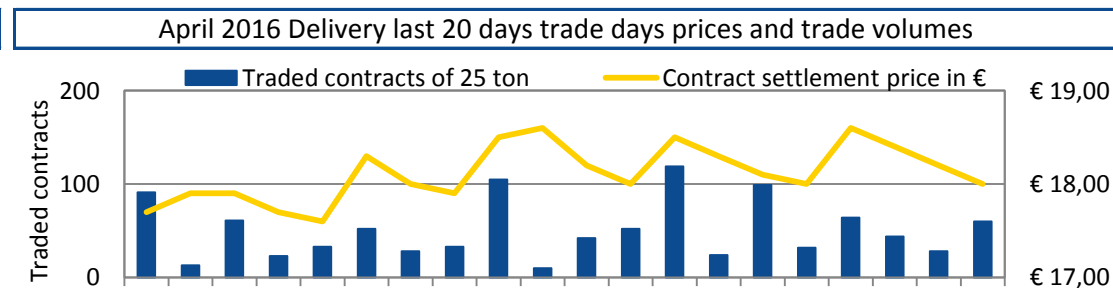
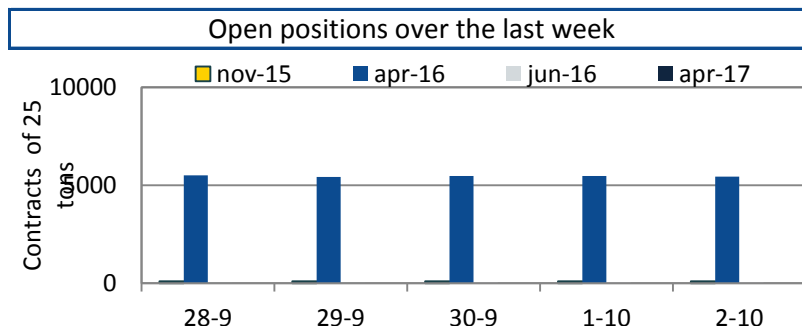


Update European Processing Potato Index

Type of potato and country		Week 37		Week 38		Week 39		Week 40	
		Low	High	Low	High	Low	High	Low	High
Rotterdam	NL	-	-	-	-	-	-	-	-
Goes	NL	135	150	135	145	120	130	115	160
Emmeloord	NL	130	150	130	145	125	140	120	135
FIWAP / PCA Bintje	BE			110	125	110	125	100	110
		Weekly quotation		Weekly quotation		Weekly quotation		Weekly quotation	
Belgapom Bintje >35mm	BE			125		110		110	
RNM Bintje > 35mm	FR			125		120		110	
REKA Innovator > 40mm	DE			130		120		120	
REKA Fontane > 40mm	DE			135		125		120	

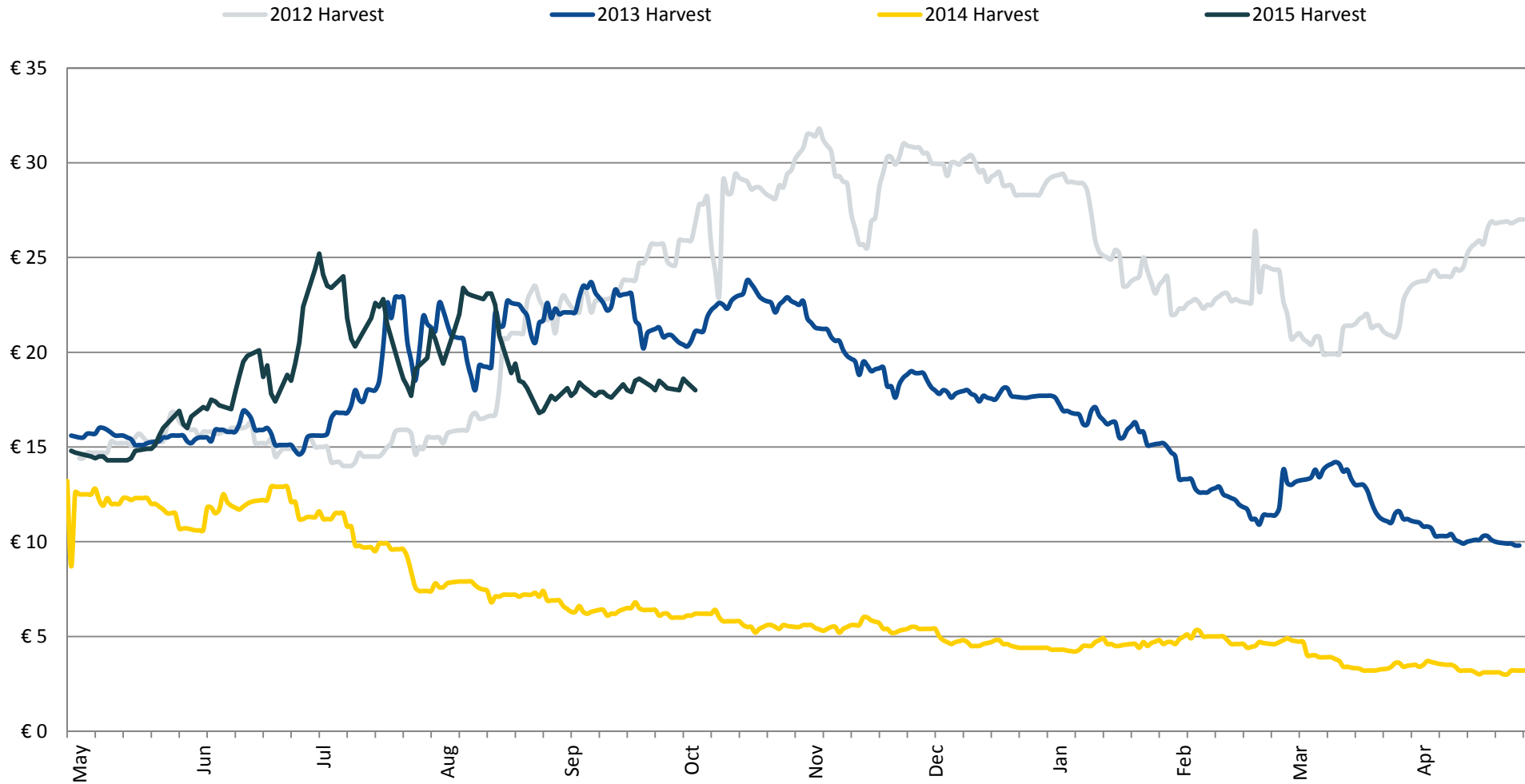
Update European Processing Potato Futures - European Energy Exchange

Week 40		April 2016 Delivery		November 2015 Delivery		June 2016 Delivery		April 2017 Delivery	
Last 5 trading days		Price	Volume	Price	Volume	Price	Volume	Price	Volume
Monday	28-9-2015	€ 18,00	32	€ 13,40	0	€ 18,80	1	€ 14,70	0
Tuesday	29-9-2015	€ 18,60	64	€ 13,60	0	€ 19,50	10	€ 14,70	0
Wednesday	30-9-2015	€ 18,40	44	€ 13,70	0	€ 19,50	3	€ 14,70	0
Thursday	1-10-2015	€ 18,20	28	€ 13,70	0	€ 19,40	4	€ 14,70	0
Friday	2-10-2015	€ 18,00	60	€ 13,50	3	€ 19,40	0	€ 14,70	0





Historical price developments European Processing Potato Futures per harvest year in € per ton



Eurex data collected in cooperation with Nederlandse Aardappel Organisatie (www.nao.nl) and Darion Capital Management (www.darioncm.com)

Market update prepared by Darion Agri Brokerage

+ 31 (0) 20 52 18 585

contact@darioncm.com

www.darioncm.com