



*Creating Value from Potatoes*

**Market update  
harvest 2014**

Week 39



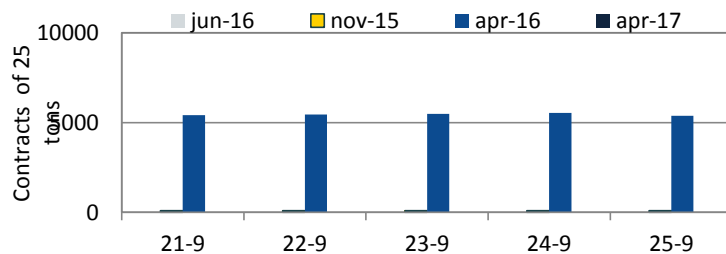
## Update European Processing Potato Index

Type of potato and country		Week 36		Week 37		Week 38		Week 39	
		Low	High	Low	High	Low	High	Low	High
Rotterdam	NL	-	-	-	-	-	-	-	-
Goes	NL	140	170	135	150	135	145	120	130
Emmeloord	NL	135	160	130	150	130	145	125	140
FIWAP / PCA Bintje	BE					110	125	110	125
		<b>Weekly quotation</b>		<b>Weekly quotation</b>		<b>Weekly quotation</b>		<b>Weekly quotation</b>	
Belgacom Bintje >35mm	BE					125		110	
RNM Bintje > 35mm	FR					125		120	
REKA Innovator > 40mm	DE					130		-	
REKA Fontane > 40mm	DE					135		-	

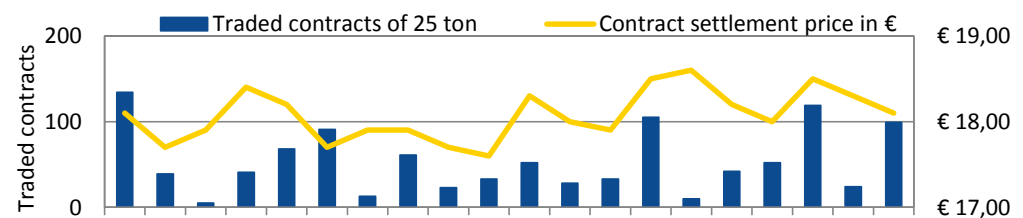
## Update European Processing Potato Futures - European Energy Exchange

Week 39		April 2016 Delivery		November 2015 Delivery		June 2016 Delivery		April 2017 Delivery	
Last 5 trading days		Price	Volume	Price	Volume	Price	Volume	Price	Volume
Monday	21-9-2015	€ 18,20	42	€ 13,50	0	€ 19,10	2	€ 14,70	0
Tuesday	22-9-2015	€ 18,00	52	€ 14,00	0	€ 19,00	2	€ 14,70	0
Wednesday	23-9-2015	€ 18,50	119	€ 14,00	0	€ 19,80	0	€ 14,70	0
Thursday	24-9-2015	€ 18,30	24	€ 14,00	0	€ 19,80	0	€ 14,70	0
Friday	25-9-2015	€ 18,10	99	€ 13,40	0	€ 19,00	0	€ 14,70	0

Open positions over the last week

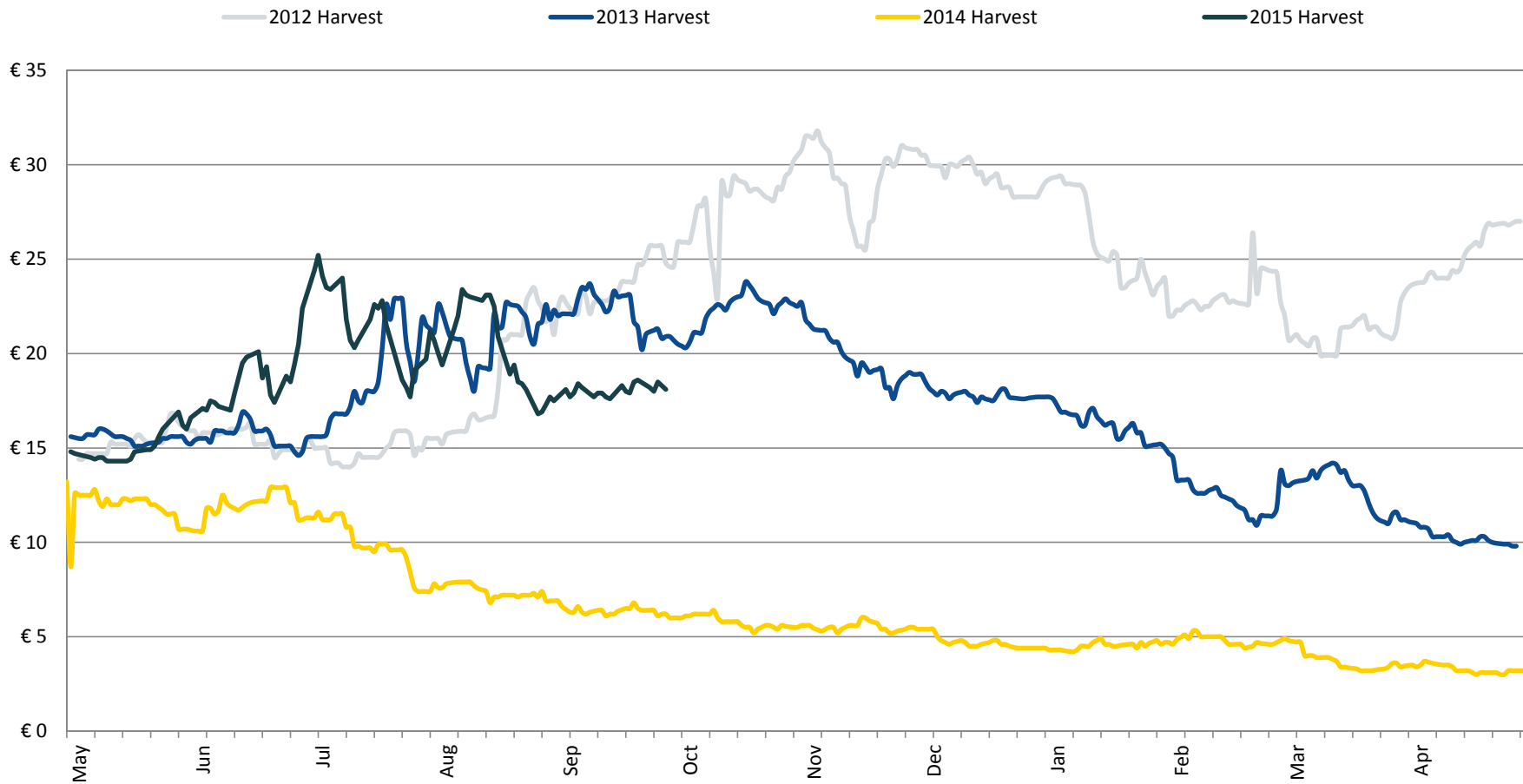


April 2016 Delivery last 20 days trade days prices and trade volumes





Historical price developments European Processing Potato Futures per harvest year in € per ton



Eurex data collected in cooperation with Nederlandse Aardappel Organisatie ([www.nao.nl](http://www.nao.nl)) and Darion Capital Management ([www.darioncm.com](http://www.darioncm.com))

Market update prepared by Darion Agri Brokerage

+ 31 (0) 20 52 18 585

[contact@darioncm.com](mailto:contact@darioncm.com)

[www.darioncm.com](http://www.darioncm.com)