



Creating value from Potatoes

**Market update
harvest 2014**

Week 37



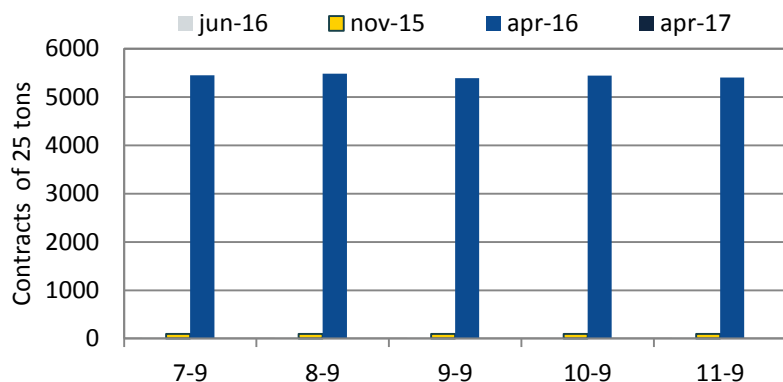
Update European Processing Potato Index Early Potatoes

Type of potato and country		Week 34		Week 35		Week 36		Week 37	
		Low	High	Low	High	Low	High	Low	High
RNM vroege	BE	170	170	145	145	125	125	125	125
Belgapom vroege	FR	150	150	135	135	130	130	125	125
FIWAP/PCA vroege	DE		175	125	150	120	135	100	130
Reka vroege	DE	155	165	140	140	130	140	120	130
Emmeloord	NL	150	170	140	160	135	160	130	150
Goes	NL	150	170	150	160	140	170	150	150

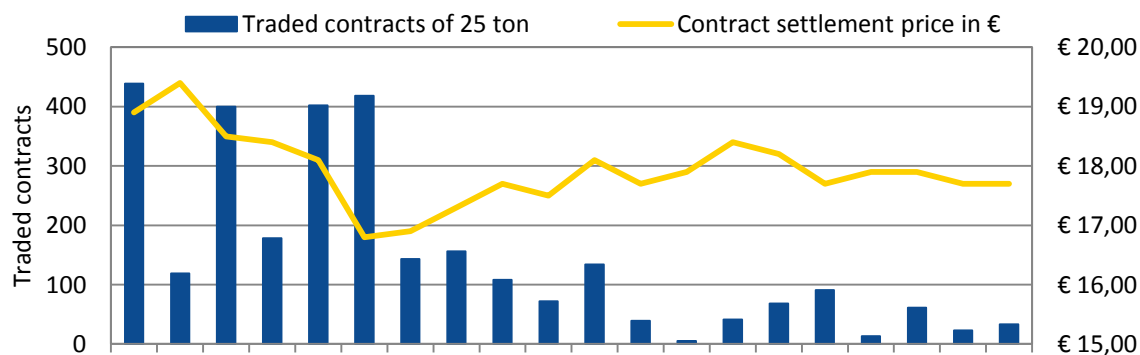
Update European Processing Potato Futures - European Energy Exchange

Week 37		April 2016 Delivery		November 2015 Delivery		June 2016 Delivery		April 2017 Delivery	
Last 5 trading days		Price	Volume	Price	Volume	Price	Volume	Price	Volume
Monday	7-9-2015	€ 17,70	91	€ 12,80	0	€ 19,40	1	€ 14,70	0
Tuesday	8-9-2015	€ 17,90	13	€ 13,10	0	€ 19,10	1	€ 14,70	0
Wednesday	9-9-2015	€ 17,90	61	€ 13,00	0	€ 19,90	0	€ 14,70	0
Thursday	10-9-2015	€ 17,70	23	€ 13,00	0	€ 19,10	1	€ 14,70	0
Friday	11-9-2015	€ 17,70	33	€ 13,00	0	€ 19,10	0	€ 14,70	0

Open positions over the last week

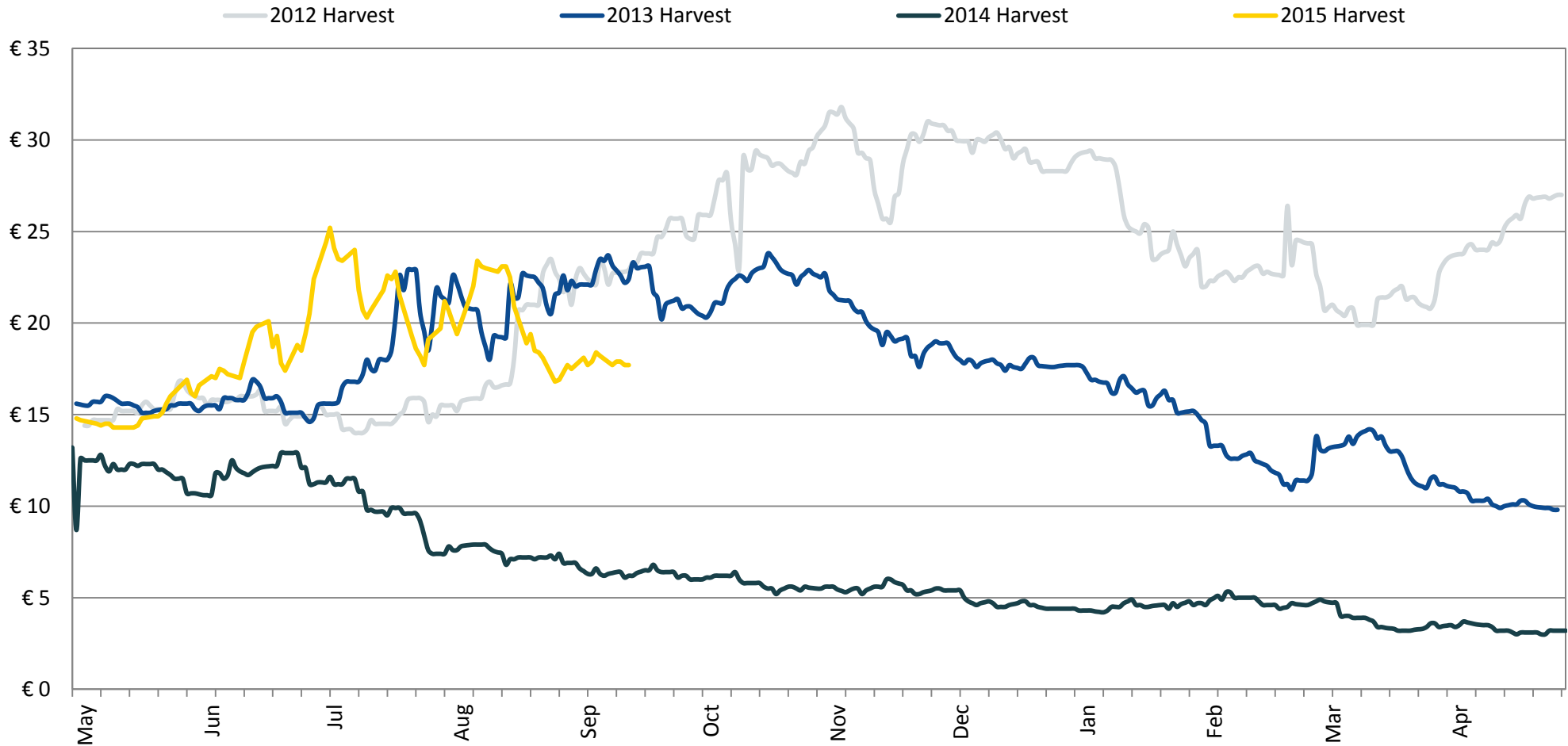


April 2016 Delivery last 20 days trade days prices and trade volumes





Historical price developments European Processing Potato Futures per harvest year in € per ton



Eurex / EEX data collected in cooperation with Nederlandse Aardappel Organisatie (www.nao.nl) and Darion Capital Management (www.darioncm.com)