



Creating value from Potatoes

**Market update
harvest 2014**

Week 36



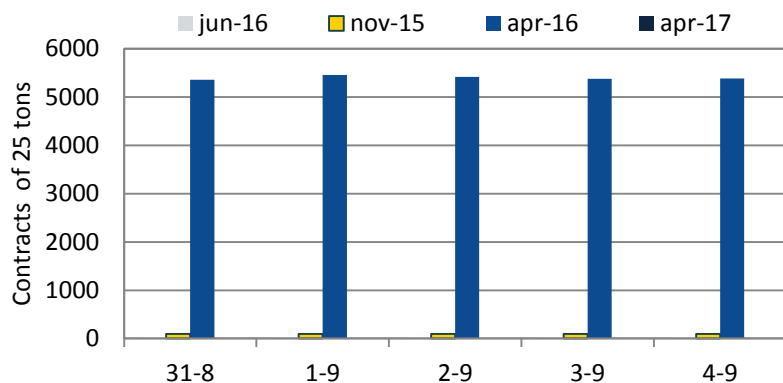
Update European Processing Potato Index Early Potatoes

Type of potato and country		Week 33		Week 34		Week 35		Week 36	
		Low	High	Low	High	Low	High	Low	High
RNM vroege	BE			170	170	145	145	130	130
Belgapom vroege	FR	170	170	150	150	135	135	130	130
FIWAP/PCA vroege	DE		175	175	175	125	150	120	135
Reka vroege	DE	165	180	155	165	140	140	130	140
Emmeloord	NL			150	170	140	160	135	160
Goes	NL			150	170	150	160	150	170

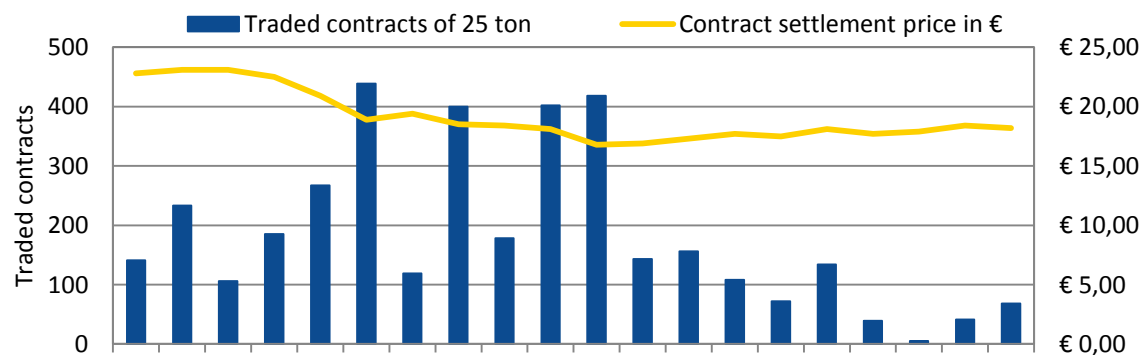
Update European Processing Potato Futures - European Energy Exchange

Week 36		April 2016 Delivery		November 2015 Delivery		June 2016 Delivery		April 2017 Delivery	
Last 5 trading days		Price	Volume	Price	Volume	Price	Volume	Price	Volume
Monday	31-8-2015	€ 18,10	134	€ 13,10	0	€ 19,00	0	€ 14,70	0
Tuesday	1-9-2015	€ 17,70	39	€ 13,10	0	€ 19,00	0	€ 14,70	0
Wednesday	2-9-2015	€ 17,90	5	€ 13,10	0	€ 19,00	0	€ 14,70	0
Thursday	3-9-2015	€ 18,40	41	€ 13,10	0	€ 19,30	0	€ 14,70	0
Friday	4-9-2015	€ 18,20	68	€ 13,10	0	€ 20,00	0	€ 14,70	0

Open positions over the last week

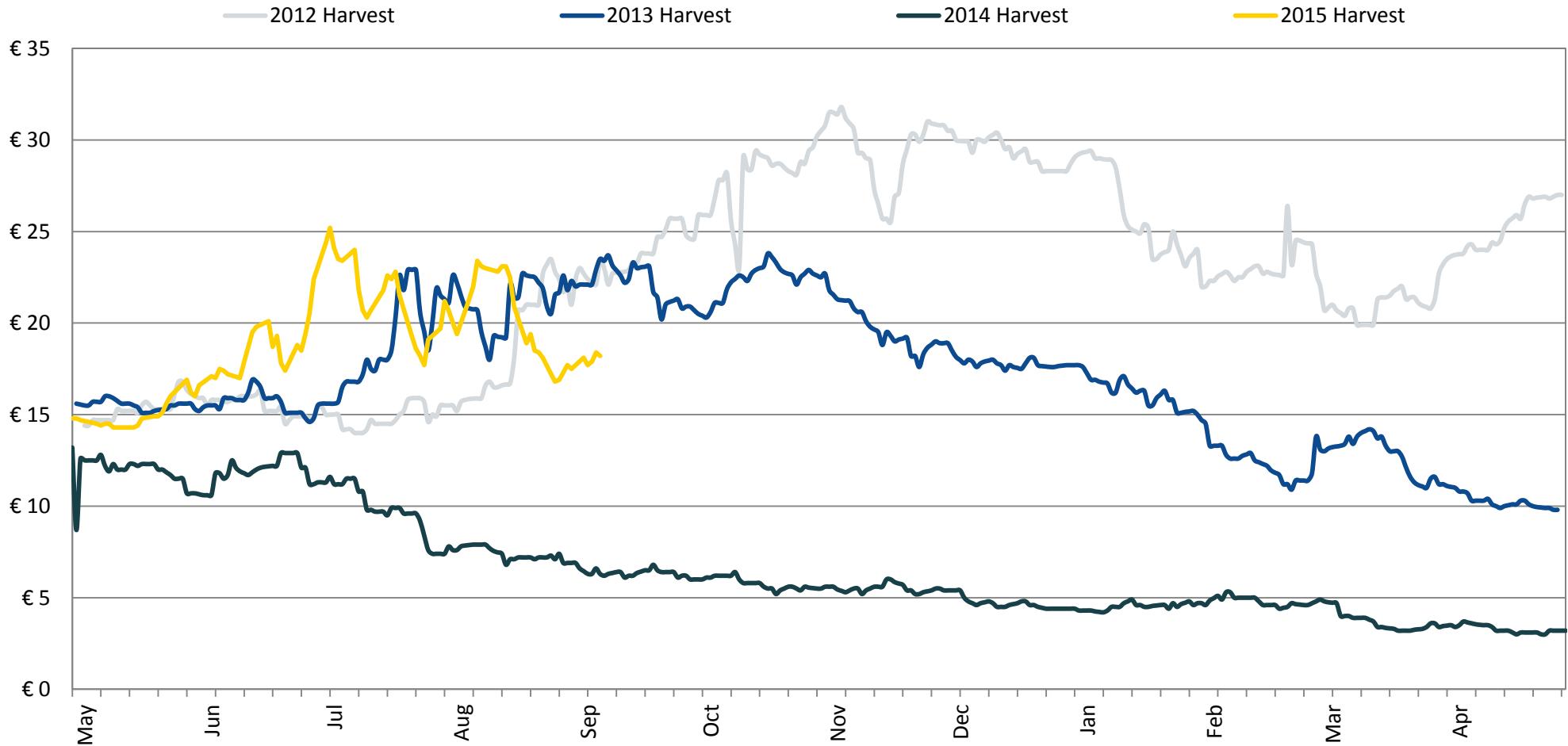


April 2016 Delivery last 20 days trade days prices and trade volumes





Historical price developments European Processing Potato Futures per harvest year in € per ton



Eurex / EEX data collected in cooperation with Nederlandse Aardappel Organisatie (www.nao.nl) and Darion Capital Management (www.darioncm.com)