



Creating value from Potatoes

Market update harvest 2014

Week 29

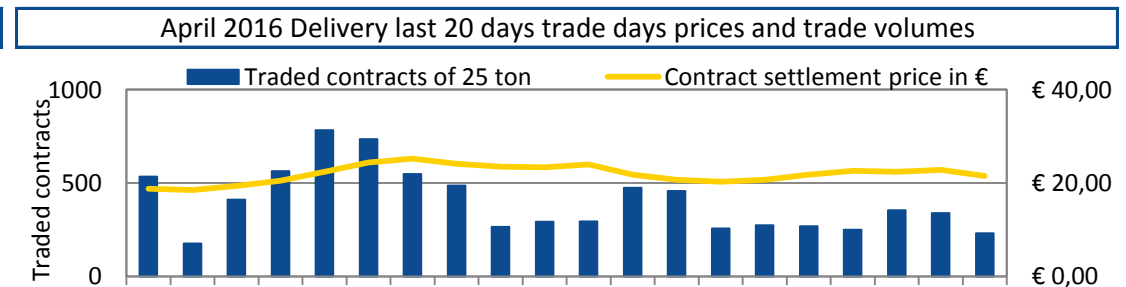
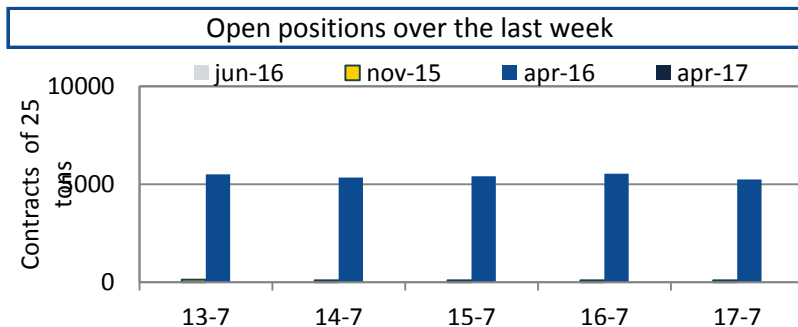


Update European Processing Potato Index

Type of potato and country		Week 26		Week 27		Week 28		Week 29	
		Low	High	Low	High	Low	High	Low	High
Rotterdam	NL	100	140	110	140	110	140		
Goes	NL	120	150	120	150				
Emmeloord	NL	110	140	122,5	150	122,5	150		
FIWAP / PCA Bintje	BE	100	100	100	100	100	125	100	100
		Weekly quotation		Weekly quotation		Weekly quotation		Weekly quotation	
Belgapom Bintje >35mm	BE	100		100		100		100	
RNM Bintje > 35mm	FR	100							
REKA Innovator > 40mm	DE								
REKA Fontane > 40mm	DE								

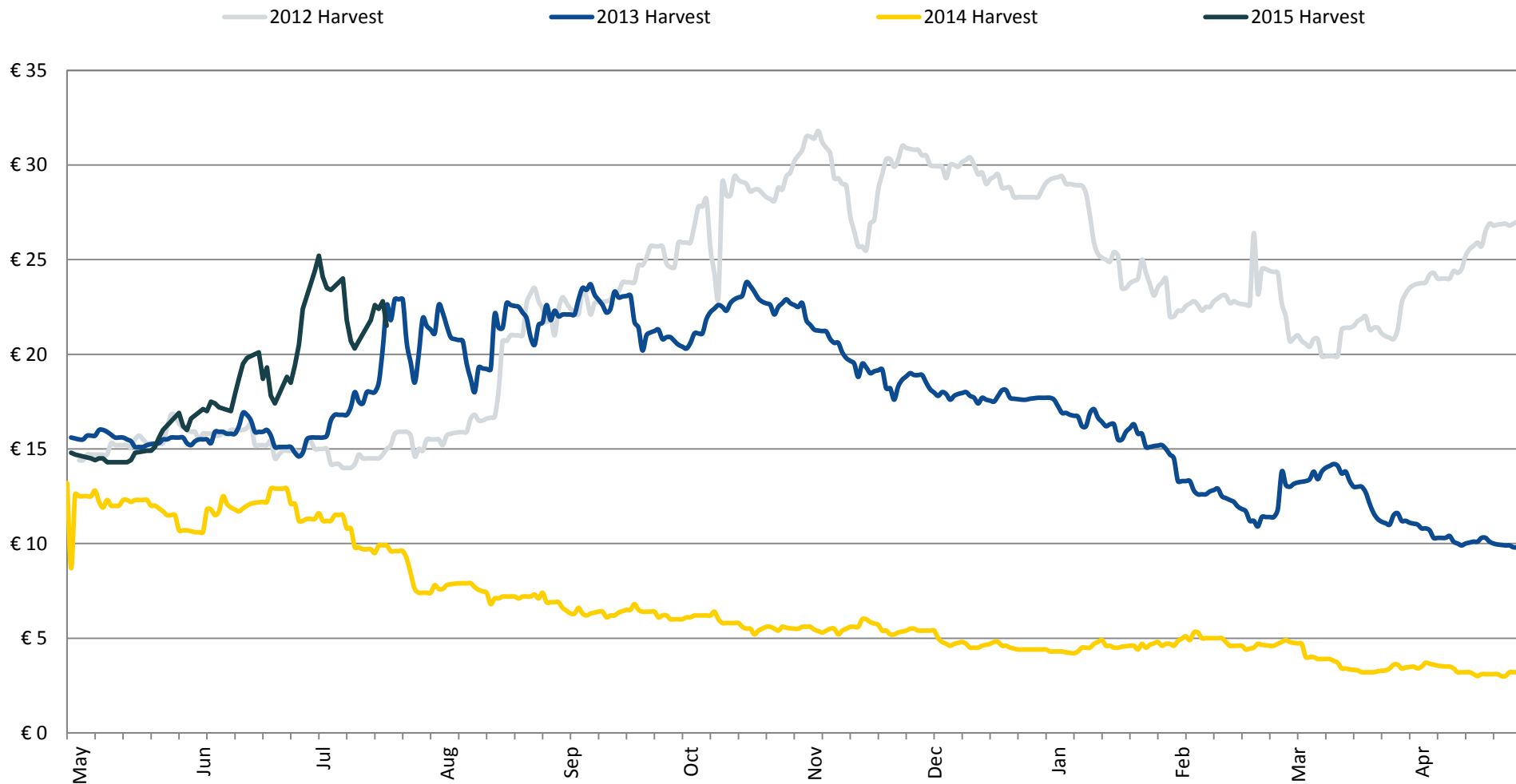
Update European Processing Potato Futures - European Energy Exchange

Week 29		April 2016 Delivery		November 2015 Delivery		June 2016 Delivery		April 2017 Delivery	
Last 5 trading days		Price	Volume	Price	Volume	Price	Volume	Price	Volume
Monday	13-7-2015	€ 21,80	269	€ 17,20	0	€ 22,60	0	€ 15,40	0
Tuesday	14-7-2015	€ 22,60	251	€ 16,80	0	€ 22,90	0	€ 15,40	0
Wednesday	15-7-2015	€ 22,40	354	€ 16,90	6	€ 22,90	0	€ 15,40	0
Thursday	16-7-2015	€ 22,80	340	€ 17,00	1	€ 22,60	0	€ 15,40	0
Friday	17-7-2015	€ 21,50	232	€ 15,90	6	€ 22,60	0	€ 15,40	0





Historical price developments European Processing Potato Futures per harvest year in € per ton



Eurex data collected in cooperation with Nederlandse Aardappel Organisatie (www.nao.nl) and Darion Capital Management (www.darioncm.com)

Market update prepared by Darion Agri Brokerage

+ 31 (0) 20 52 18 585

contact@darioncm.com

www.darioncm.com