



Creating value from Potatoes

Market update harvest 2015

Week 51

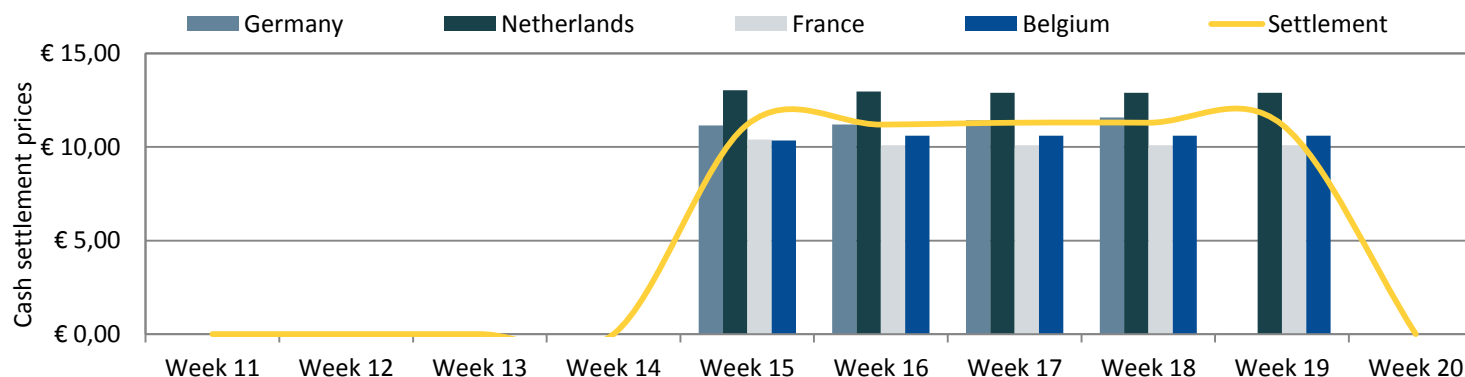


Week 51

Last 10 weeks settlement prices

European Processing Potatoes
Index input prices
17-12-2015

Germany € 0,00
Netherlands € 0,00
France € 0,00
Belgium € 0,00
Settlement



Update European Processing Potato Index

Type of potato and country		Week 48		Week 49		Week 50		Week 51	
		Low	High	Low	High	Low	High	Low	High
Rotterdam	NL	110	135	110	135	110	135	107,5	135
Goes	NL	115	160	110	155	110	155	110	155
Emmeloord	NL	110	137,5	110	137,5	110	140	110	135
FIWAP / PCA Bintje	BE	100	100	100	100	100	100	95	100
		Weekly quotation		Weekly quotation		Weekly quotation		Weekly quotation	
Belgapom Bintje >35mm	BE	100		100		95		90	
RNM Bintje > 35mm	FR	95		95		95		90	
REKA Innovator > 40mm	DE	125		120		120		120	
REKA Fontane > 40mm	DE	112,5		107,5		107,5		107,5	



Update European Processing Potato Futures - European Energy Exchange

Week 51

April 2016 Delivery

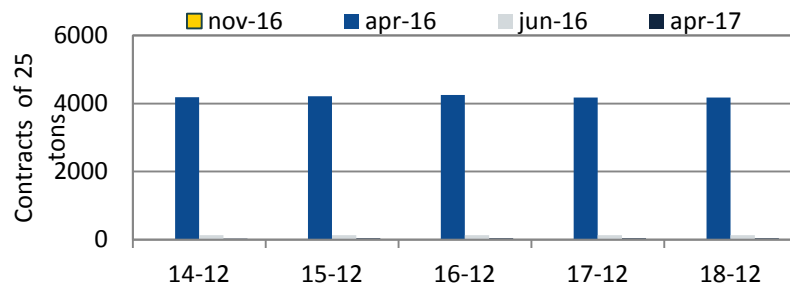
June 2016 Delivery

November 2016 Delivery

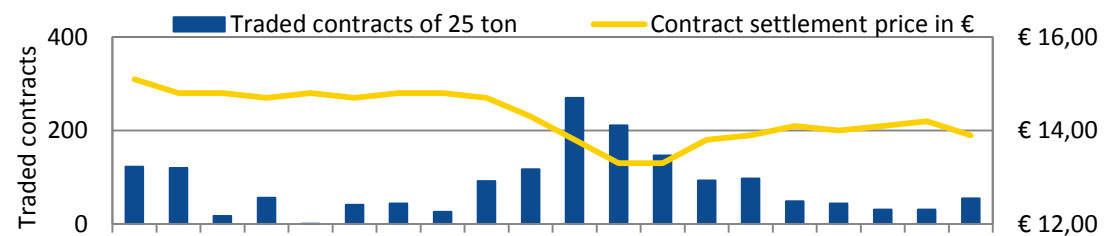
April 2017 Delivery

Last 5 trading days		Price	Volume	Price	Volume	Price	Volume	Price	Volume
Monday	14-12-2015	€ 14,10	49	€ 15,40	9	€ 9,20	0	€ 14,00	9
Tuesday	15-12-2015	€ 14,00	44	€ 15,40	3	€ 9,20	0	€ 14,10	0
Wednesday	16-12-2015	€ 14,10	31	€ 15,40	4	€ 10,10	0	€ 14,10	0
Thursday	17-12-2015	€ 14,20	31	€ 15,50	1	€ 10,10	0	€ 14,10	0
Friday	18-12-2015	€ 13,90	55	15.4	9	€ 10,10	0	€ 14,20	3

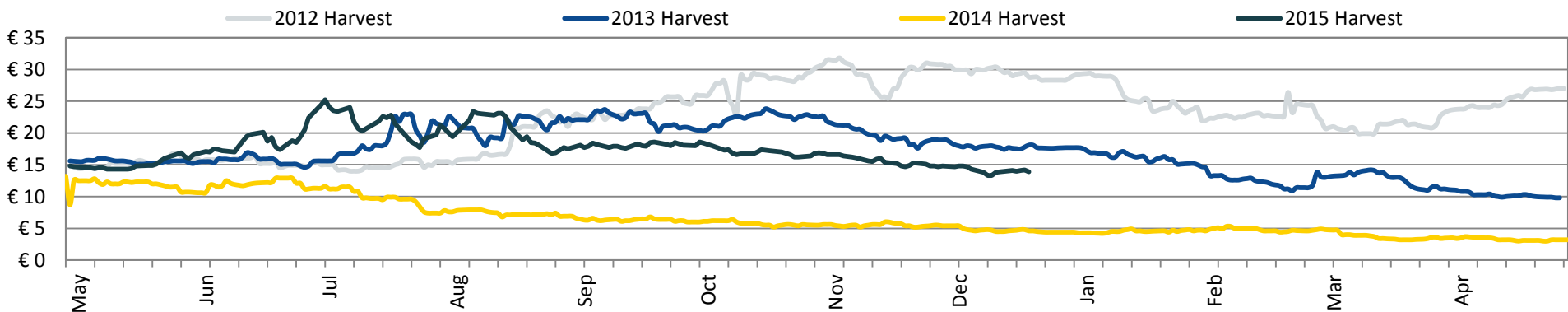
Open positions over the last week



April 2016 Delivery last 20 days trade days prices and trade volumes



Historical price developments European Processing Potato Futures per harvest year in € per ton



Eurex data collected in cooperation with Nederlandse Aardappel Organisatie (www.nao.nl) and Darion Capital Management (www.darioncm.com)

Market update prepared by Darion Agri Brokerage

+ 31 (0) 20 52 18 585

contact@darioncm.com

www.darioncm.com