



*Creating Value from Potatoes*

# **Market update harvest 2015**

Week 44

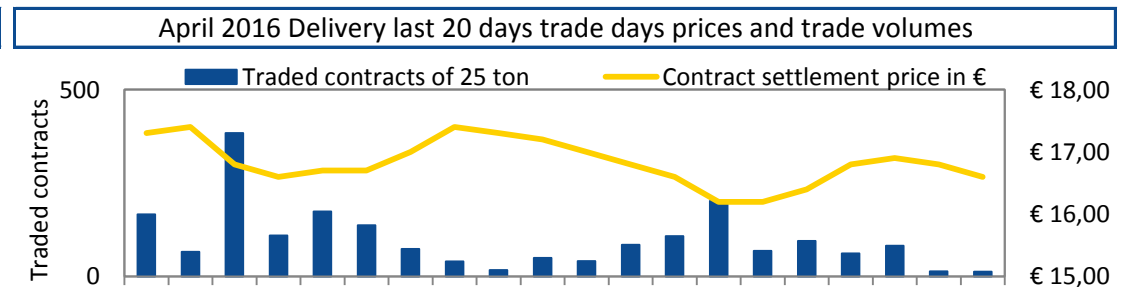
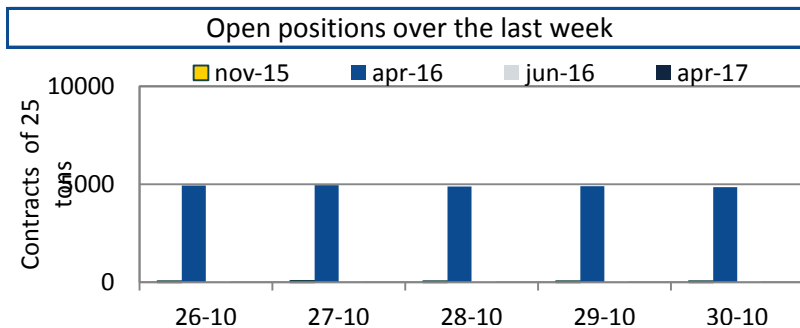


## Update European Processing Potato Index

Type of potato and country		Week 41		Week 42		Week 43		Week 44	
		Low	High	Low	High	Low	High	Low	High
Rotterdam	NL	-	-	-	-	-	-	-	-
Goes	NL	110	160	110	160	105	160	100	155
Emmeloord	NL	120	135	120	132,5	110	135	110	135
FIWAP / PCA Bintje	BE	100	110	100	110	100	110	100	110
		<b>Weekly quotation</b>		<b>Weekly quotation</b>		<b>Weekly quotation</b>		<b>Weekly quotation</b>	
Belgapom Bintje >35mm	BE	110		100		100		100	
RNM Bintje > 35mm	FR	105		105		100		100	
REKA Innovator > 40mm	DE	125		125		125		-	
REKA Fontane > 40mm	DE	115		115		112,5		-	

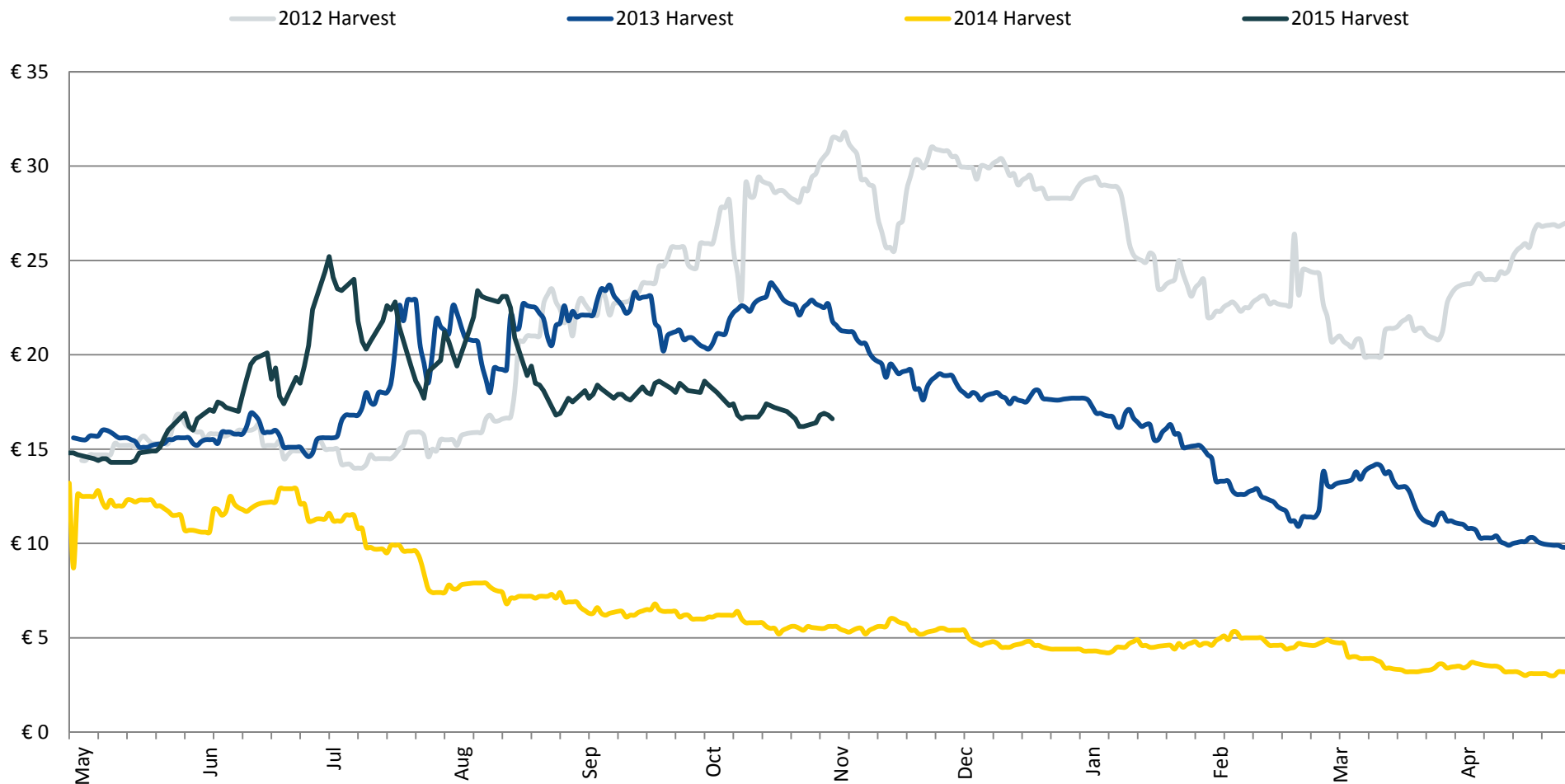
## Update European Processing Potato Futures - European Energy Exchange

Week 44		April 2016 Delivery		November 2015 Delivery		June 2016 Delivery		April 2017 Delivery	
Last 5 trading days		Price	Volume	Price	Volume	Price	Volume	Price	Volume
Monday	26-10-2015	€ 16,40	95	€ 12,10	4	€ 17,80	0	€ 14,70	0
Tuesday	27-10-2015	€ 16,80	62	€ 12,40	0	€ 18,20	8	€ 14,70	0
Wednesday	28-10-2015	€ 16,90	82	€ 12,40	0	€ 18,80	4	€ 14,70	0
Thursday	29-10-2015	€ 16,80	14	€ 12,50	0	€ 18,40	6	€ 14,70	0
Friday	30-10-2015	€ 16,60	13	€ 12,50	0	€ 18,30	0	€ 14,70	0





Historical price developments European Processing Potato Futures per harvest year in € per ton



Eurex data collected in cooperation with Nederlandse Aardappel Organisatie ([www.nao.nl](http://www.nao.nl)) and Darion Capital Management ([www.darioncm.com](http://www.darioncm.com))

Market update prepared by Darion Agri Brokerage

+ 31 (0) 20 52 18 585

[contact@darioncm.com](mailto:contact@darioncm.com)

[www.darioncm.com](http://www.darioncm.com)